

NETO ridership

October 1-31, 2019 (Phase I)



Trips

863

Trips to date

7,846

Pick ups

Goodyear	58
Reser's	262
Smuckers	103
US Foods	17
Petro Deli	6

Drop offs

Goodyear	56
Reser's	222
Smuckers	126
US Foods	8
Petro Deli	5

Trips by Zone

Zone 1 (North of 6 th St.)	217
Zone 2 (Between 6 th & 29 th St.)	481
Zone 3 (South of 29 th St.)	165

Average Time

17.0 minutes

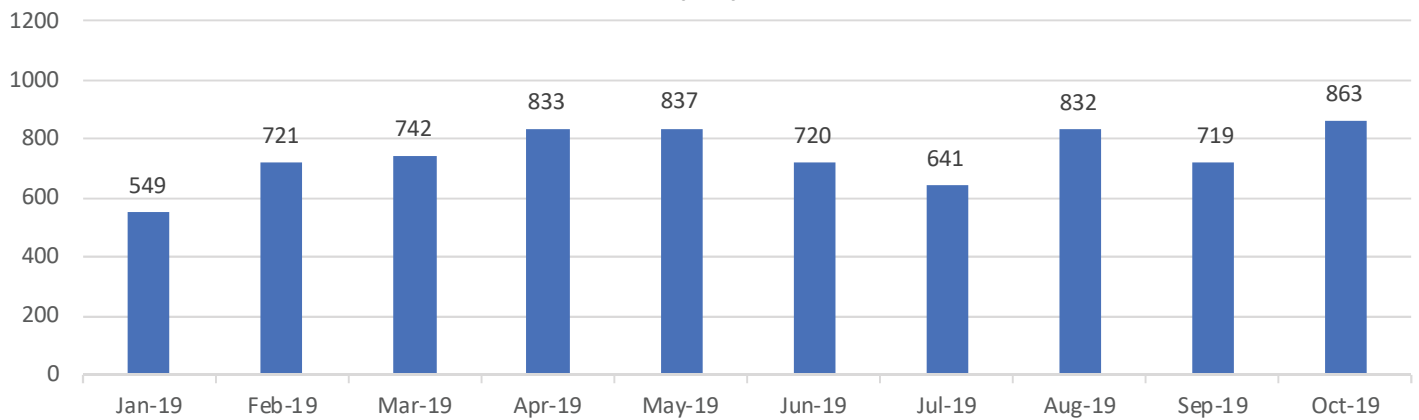
Average Distance

7.6 miles

Trips by Time of Day

- 26% of trips taken between 5am-9am
- 23% of trips taken between 2pm-7pm
- 20% of trips taken between 10pm-3am

NETO Ridership by Month, 2019

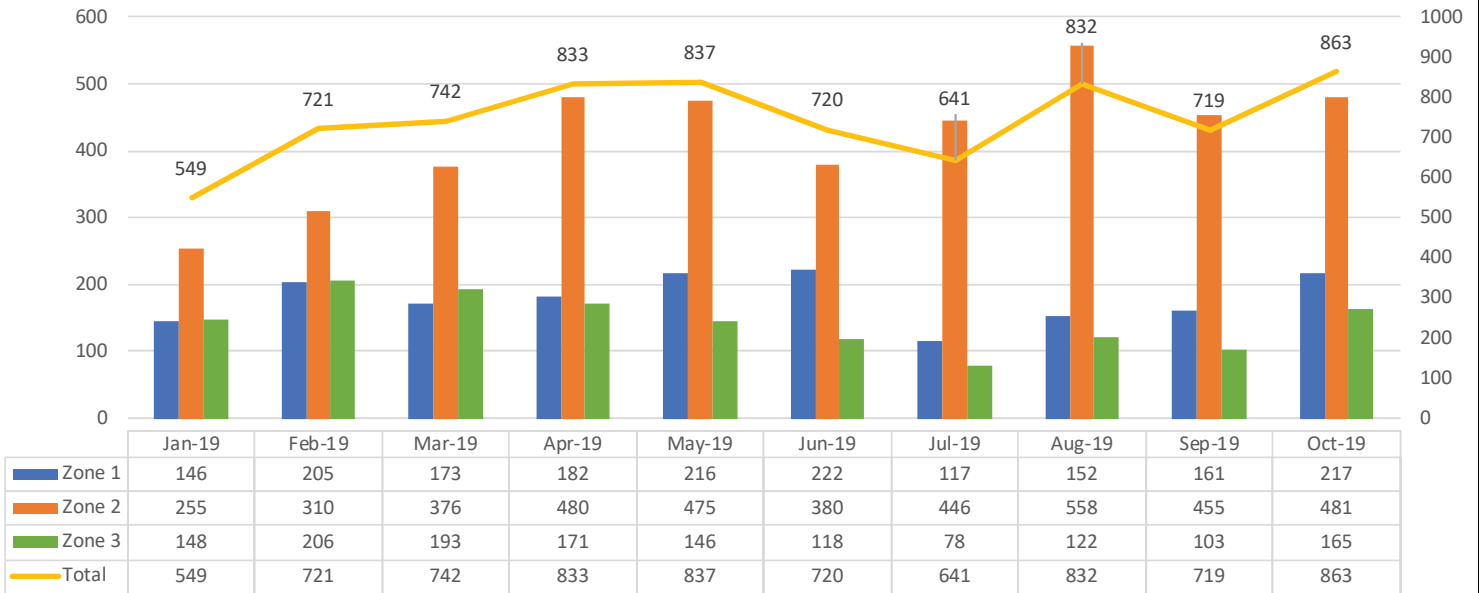


NETO ridership

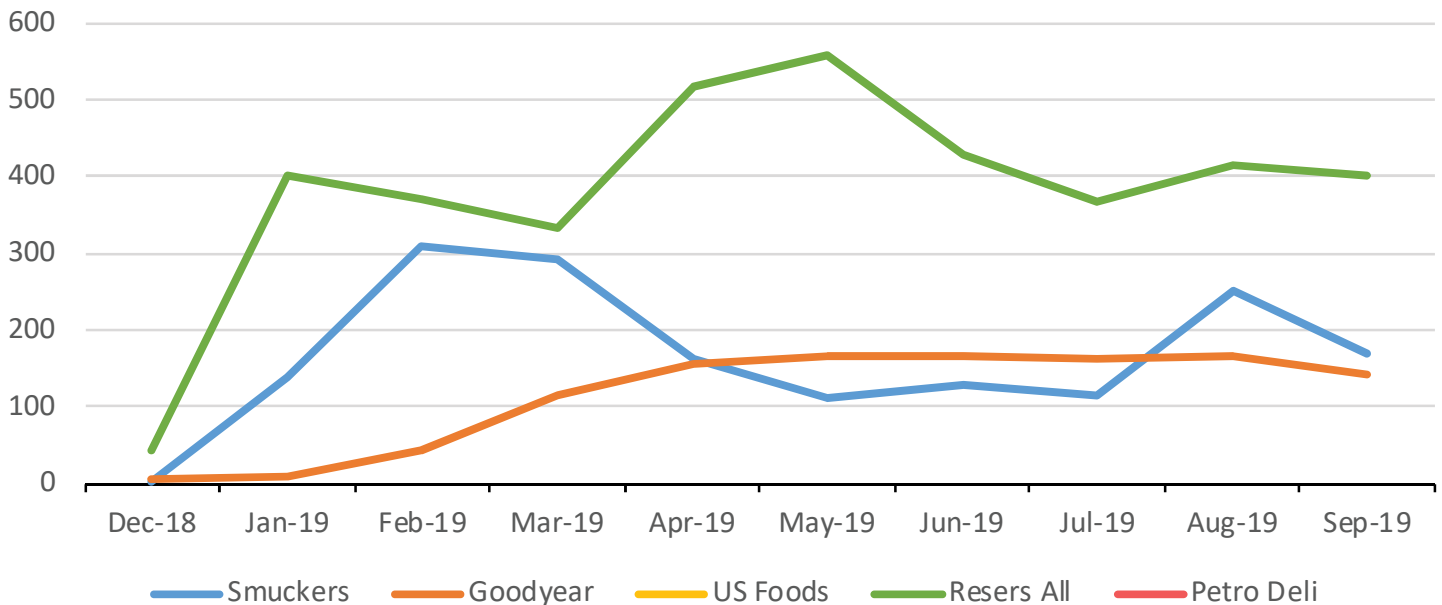
Monthly comparisons - October 2019



NETO Ridership by Month and Zone, 2019



NETO Ridership by Employer, September 2019



NOTE: US Foods and Petro Deli are both new companies to the program. Their ridership is lower than larger companies, but is steadily growing. This explains why they don't show up on the above ridership graph.

SOTO ridership

October 1-31, 2019 (Phase II)



Trips

732

Trips to date

16,916

Pick ups

Target	167	Target	169
Frito Lay	134	Frito Lay	167
Bimbo Bakeries	36	Bimbo Bakeries	59

Drop offs

Trips by Zone

Zone 1 (North of 6 th St.)	94
Zone 2 (Between 6 th & 29 th St.)	548
Zone 3 (South of 29 th St.)	90

Average Time

18.9 minutes

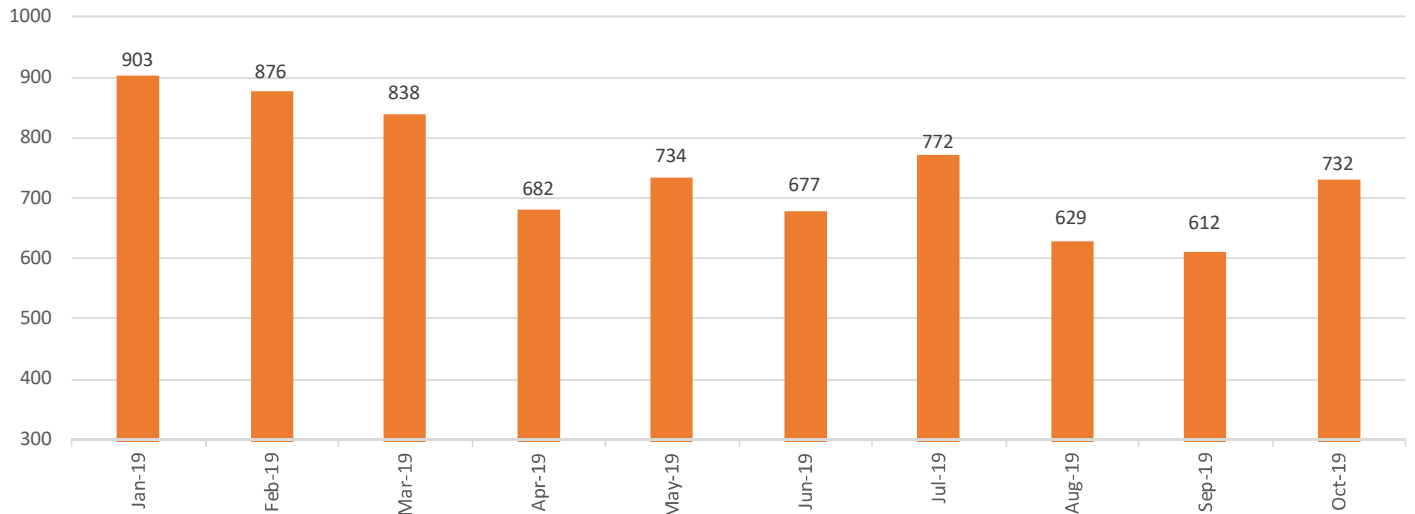
Average Distance

8.2 miles

Trips by Time of Day

- 12% of trips taken between 5am-9am
- 39% of trips taken between 2pm-7pm
- 31% of trips taken between 10pm-3am

SOTO Ridership by Month, 2019

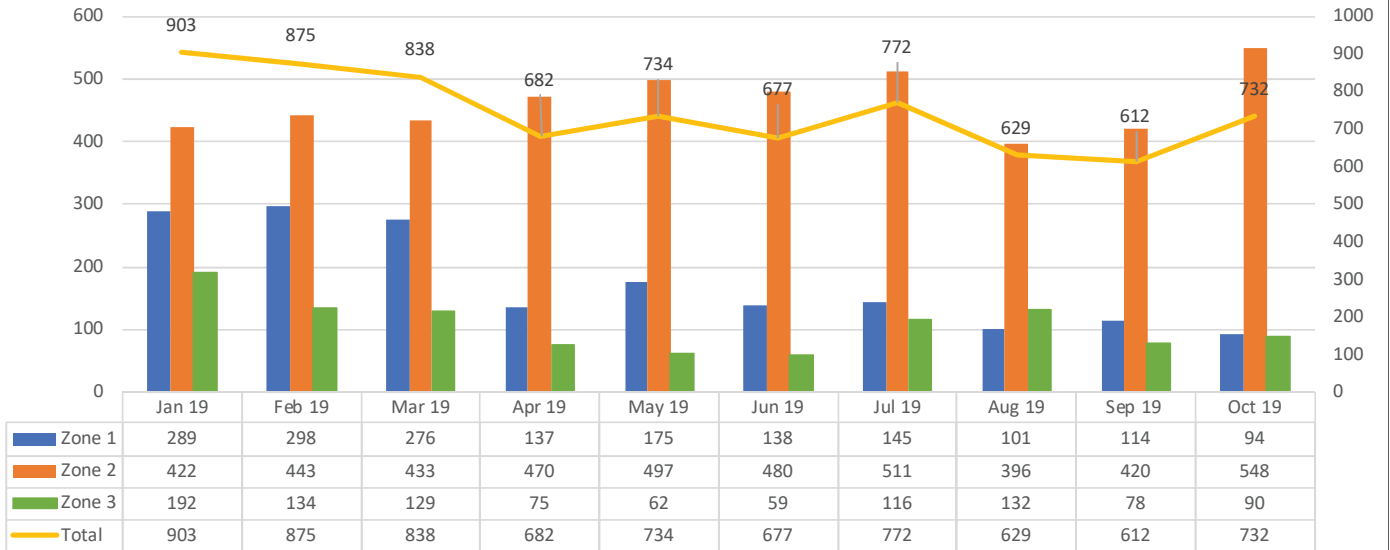


SOTO ridership

Monthly comparisons - October 2019

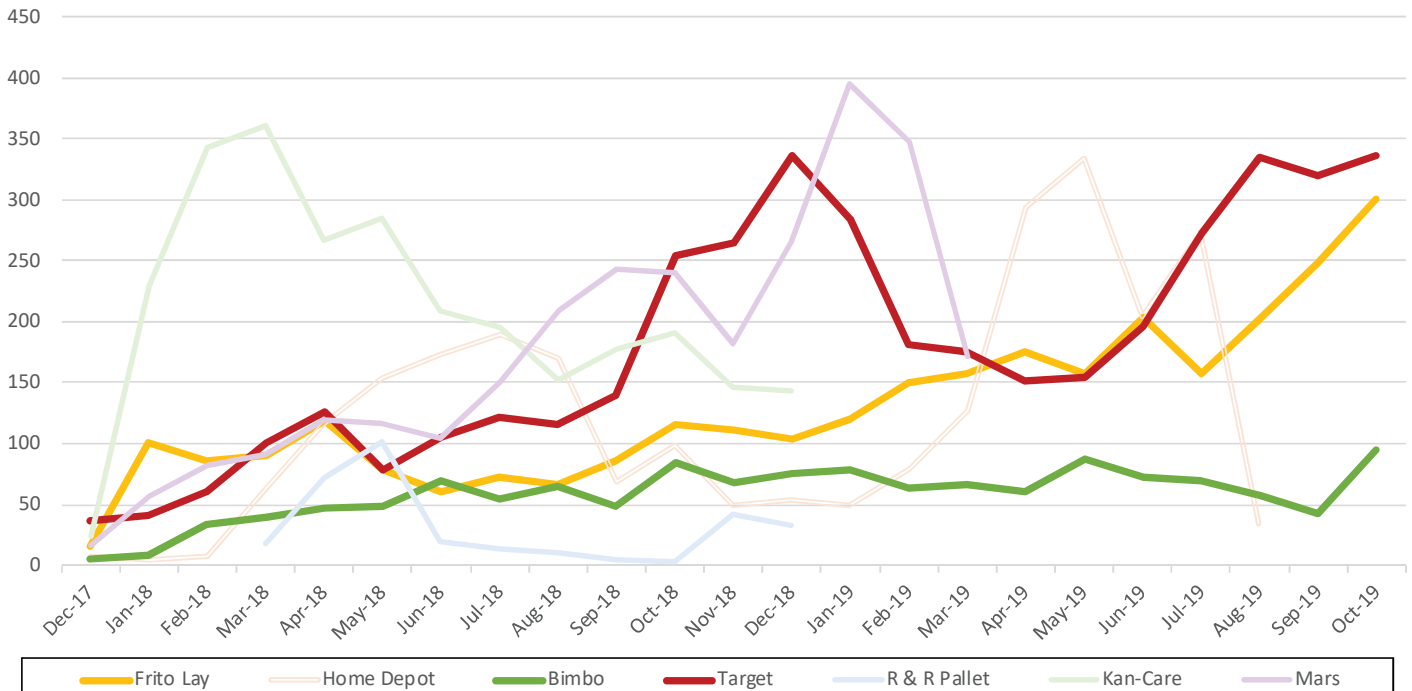


SOTO Ridership by Month and Zone, 2019



SOTO Ridership by Employer

(note: as of 08.04.19, R&R Pallet, Kan-Care, Mars, and Home Depot are no longer active sites)



SOTO ridership (continued)

Monthly comparisons - October 2019

