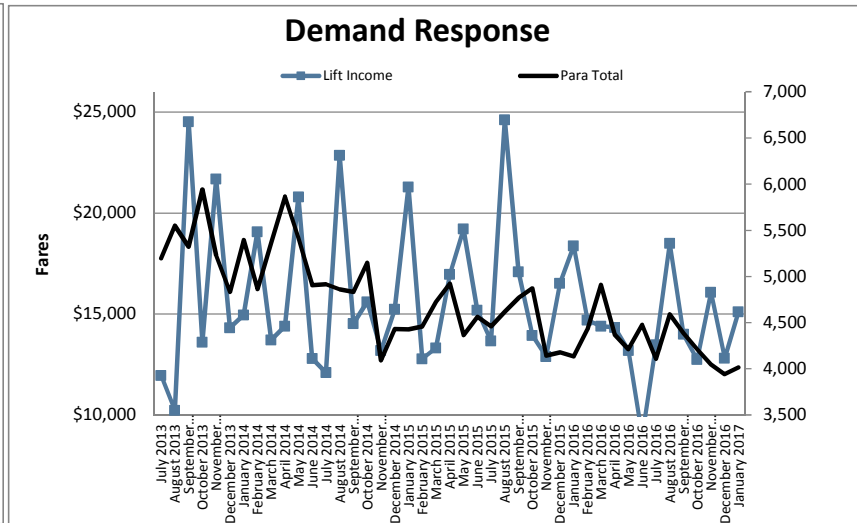
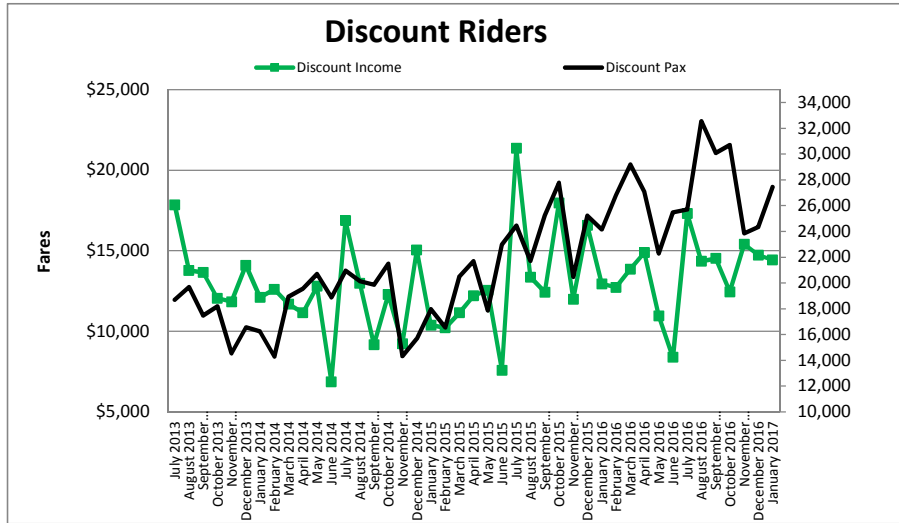
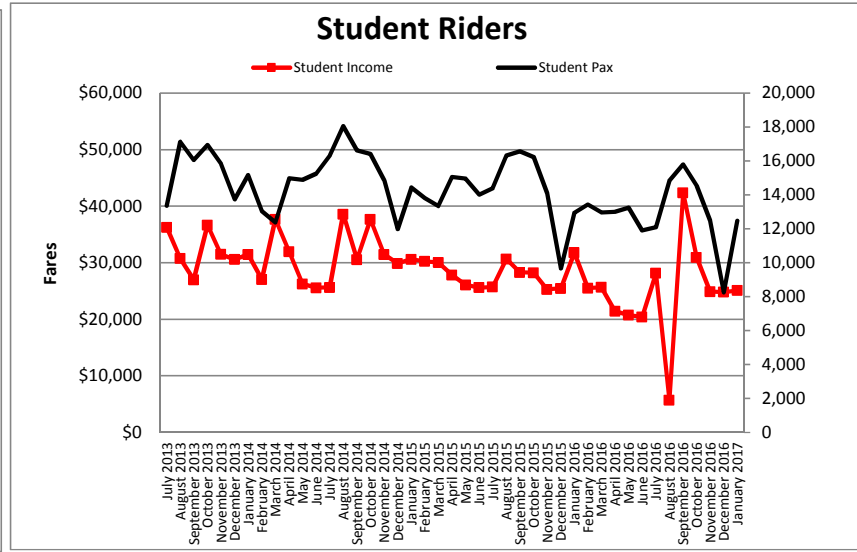
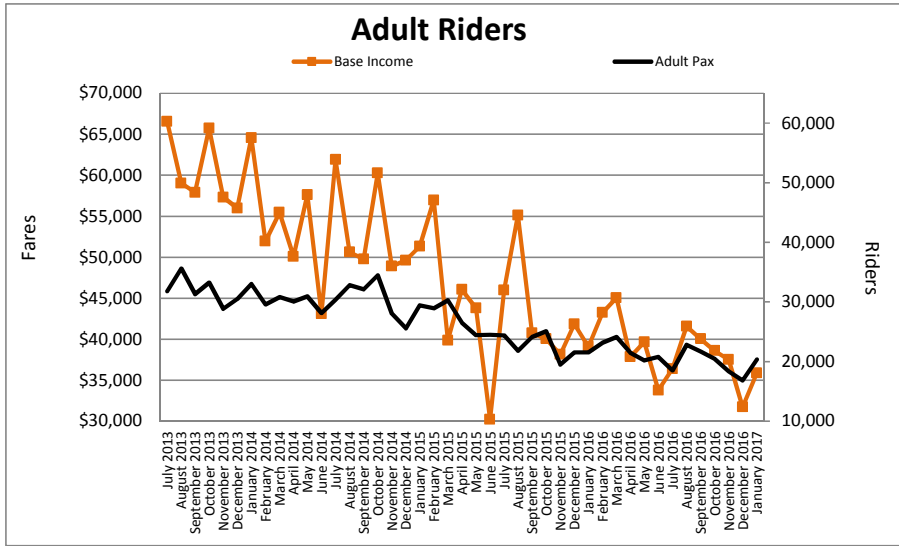


Topeka Metropolitan Transit Authority

Passengers, Hours and Miles
FY2017

	Jan 2017	% Change	FY2017 To Date	% Change	Jan 2016	FY2016 To Date	Jan 2015	FY2015 To Date
Passengers								
Fixed Route								
Adult	20,348	-5.6%	139,089	-12.0%	21,554	158,025	29,450	212,821
Reduced	27,462	13.7%	194,687	15.2%	24,155	169,039	17,957	130,350
Student	12,469	-3.6%	91,746	-8.4%	12,938	100,179	14,430	108,702
Washburn	4,556	16.8%	35,498	14.3%	3,900	31,057	4,624	33,838
Flex	43	-41.9%			74		0	
Total Non-Revenue	29,695	13.6%	261,072	21.7%	26,145	214,566	28,718	219,402
<i>Transfers</i>	13,657							
<i>Ride Throughs</i>	10,682							
<i>Other Non-Rev</i>	5,356							
Total Fixed Route	94,573	6.5%	722,092	7.3%	88,766	672,866	95,179	705,113
Paratransit								
TMTA Operated	1,990	-17.6%	14,599	-19.7%	2,416	18,182	2,944	21,126
<i>Ambulatory</i>	256	-56.2%	1,775	-62.9%	585	4,783	1,129	7,219
<i>Wheelchair</i>	1,533	-5.0%	11,268	-3.6%	1,614	11,688	1,599	12,247
<i>PCA</i>	201	-7.4%	1,556	-9.1%	217	1,711	216	1,660
Taxi Service	2,026	18.0%	14,809	13.1%	1,717	13,090	1,485	11,587
<i>Ambulatory</i>	1,930	20.9%	14,074	13.8%	1,596	12,371	1,334	10,726
<i>Wheelchair</i>	0		0		0	0	0	0
<i>PCA</i>	96	-20.7%	735	2.2%	121	719	151	861
Total Paratransit	4,016	-2.8%	29,408	-6.0%	4,133	31,272	4,429	32,713
Flex	43							
Revenue Hours								
Fixed Route	4,853	4.8%	34,836	8.8%	4,631	32,015	4,475	31,720
TMTA Paratransit	1,003	-7.7%	7,459	-8.3%	1,086	8,137	1,357	9,713
Taxi Paratransit	517	24.6%	3,679	9.1%	415	3,371	343	2,618
Total Revenue Hours	6,373	3.9%	45,973	5.6%	6,132	43,522	6,175	44,051
Revenue Miles								
Fixed Route	69,338	-6.0%	512,690	6.7%	73,773	480,523	66,414	471,171
TMTA Paratransit	12,178	-9.9%	89,999	-13.2%	13,516	103,666	17,680	127,149
Taxi Paratransit	12,009	30.0%	84,532	12.9%	9,241	74,863	7,473	55,564
Total Revenue Miles	93,525	-3.1%	687,222	4.3%	96,530	659,052	91,567	653,884

Topeka METRO Riders and Fare Revenue FY2014 to Date



Adult: Full Fare and WU
 No Fare: Transfer, Ride-Thru, Children>5, Promo, Shuttle, Short Fare
 Student: Kids Ride Free, USD501 pass program
 Discount: Senior, Disabled