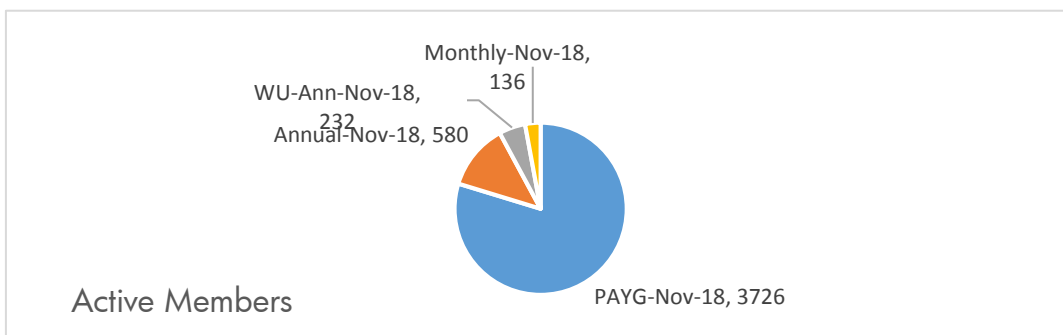
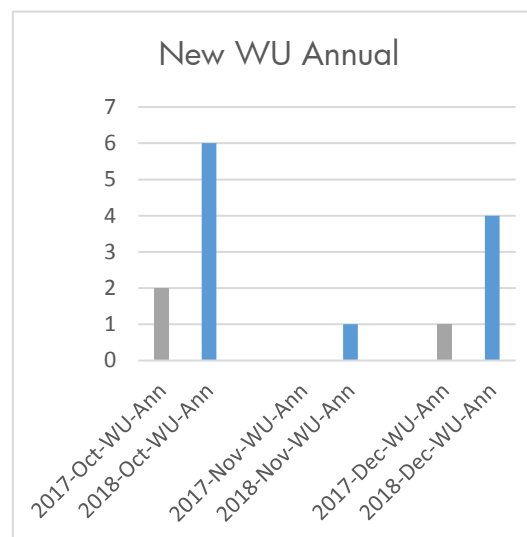
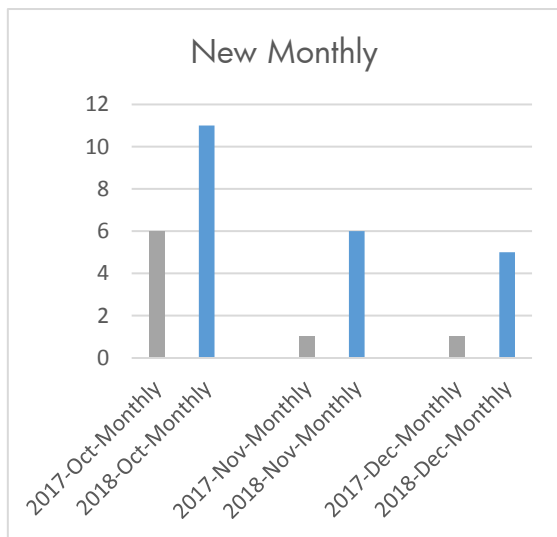
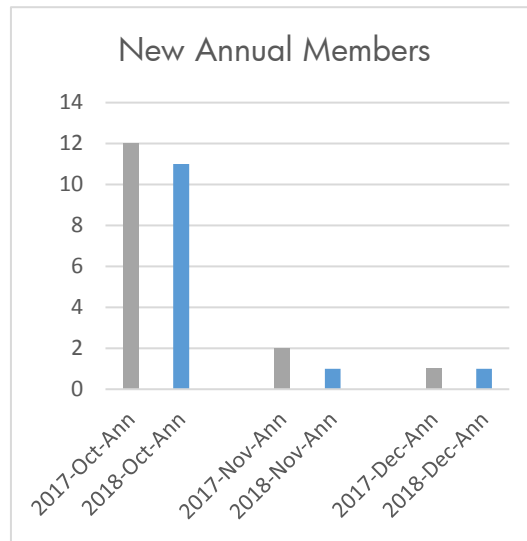
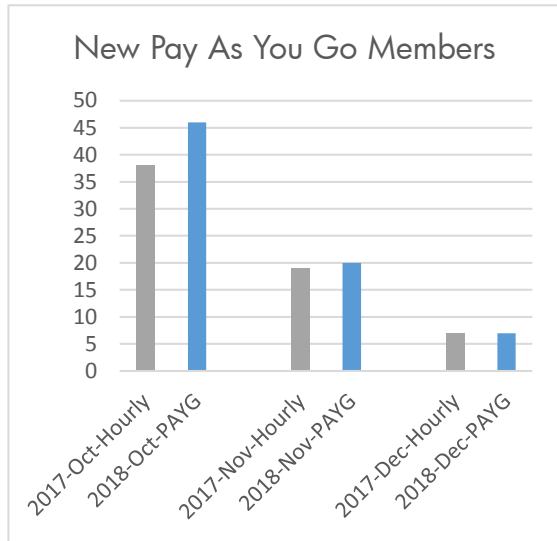
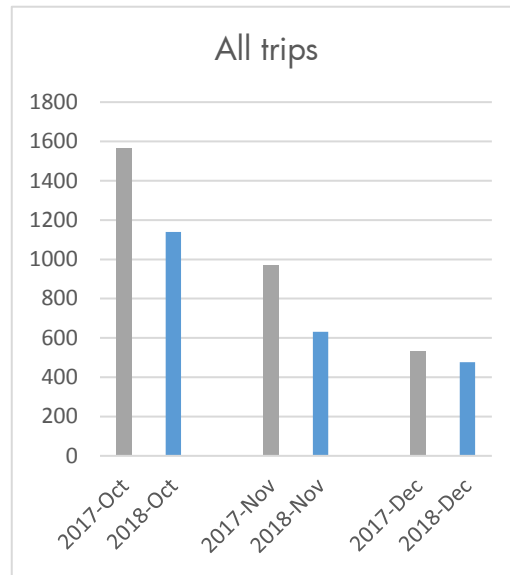
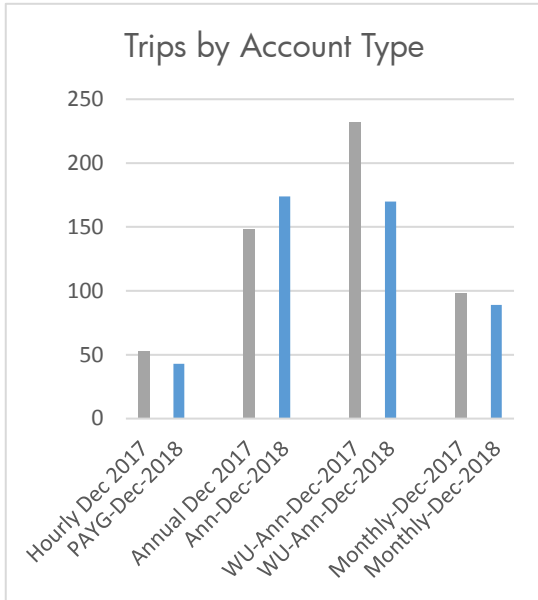


Monthly Report December 2018





Operations notes

	Dec	Nov	Oct	Sep	Aug
Bike availability	92%	91%	93%	91%	93%
Out of hub lockups	48	51	57	92	120
Holds	50	29	99	129	125
Multiple rentals trips	6%	6%	17%	18%	14%
Active riders last 3 mos.	273	432	578	708	718
Repairs reported	36	47	51	88	66

Notes/Events for December 2018

- Focused on preventive maintenance on fleet
- Full checks completed on about 25 of the 2016 bikes
- New batch of 32 Adapa bike racks picked up on 12/28
- Bike field coordinators finished mechanic training with Jerry's Bike Shop

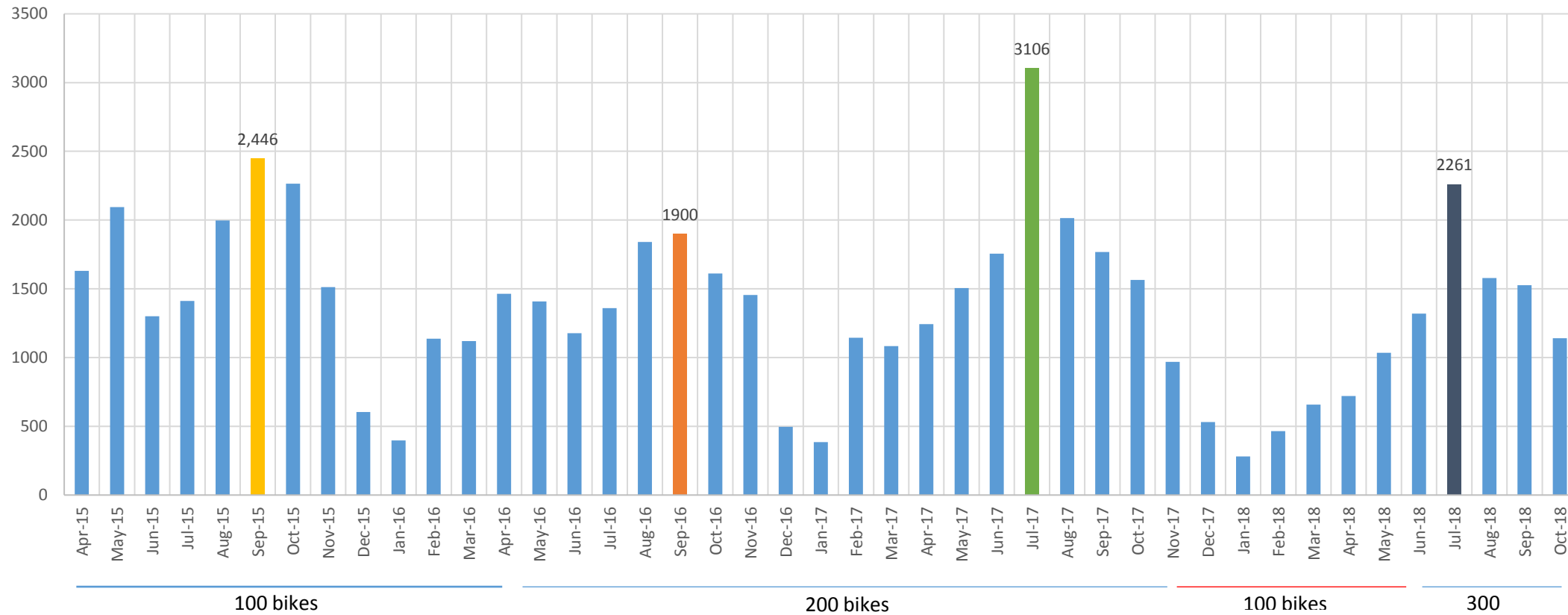
Annual Calendar-Year Report



Signups	All time	2018	2017	2016	2015
	5,901	1,029	1,201	1,457	2,214
Unique Trips	All time	2018	2017	2016	2015
	61,412	12,641	15,382	16,642	16,747
Miles pedaled	All time	2018	2017	2016	2015
	117,425	28,867	29,655	29,404	29,499



Total Trips by Month since April 2015



Best month of each year	
	Sept. 2015, 100 bikes / 2446 trips
	Sept. 2016, 200 bikes / 1900 trips
	July 2017, 200 bikes / 3106 trips
	July 2018, 300 bikes / 2261 trips

Trips per bike per day	
	0.82
	0.32
	0.5
	0.24